



THE ARISTO-CRAFT "INSIDER"



VOLUME 15 ISSUE 3

MAY/JUNE 2007

2007 ECLSTS

Another Smash Success!

By Harry Hartman

G Gauge Christmas Sets

By Lewis Polk

Motor Block Conversion

of Two-Axle Aristo-Craft Diesels Revisited

by Ron Wenger

Body-Mounting The Aristo-Craft Coupler

by Marty Cozad

GP-40 New Paint Schemes!

May/June Consumer Sale

2007 Aristo-Craft Railroad Club

Dealer Listing

In-Stock List & New Arrivals



23601 - PRR 5-Stripe



23603 - Union Pacific



23604 - Atlantic Coast Line



23605 - Baltimore & Ohio



23608 - Southern Railway

FIRST OF THE E-8s ARRIVE!

The long-awaited Aristo-Craft ART-23600 Series EMD E-8 Diesels have started shipping from our facilities to customers. Shipping roadnames include Pennsylvania RR, Union Pacific, Atlantic Coast Line, Southern Railway, and Baltimore & Ohio. More roadnames, including the CB&Q and ATSF Chrome versions, will be following soon.

The Aristo-Craft E-8/E-9 is based on the popular passenger locomotive built by EMD in the 1950s. This detailed model includes working headlights, detailed and lit cab, smoke unit, metal grab irons, handrails and lift rings. The engine is well over two feet long, and it will ride on a pair of our three-axle dual-motor ball-bearing-equipped power trucks.

2007 ECLSTS ANOTHER SMASH SUCCESS!



by Harry Hartman

Harry Hartman is the Large Scale Show Manager for the East Coast Large Scale Train Show and Southeast Large Scale Train Show.

I will borrow some of the one-word phrases I heard being said at the 2007 ECLSTS this year by adults and children-- "Wow!" "Awesome!" Not only were these one-word phrases at the layout areas, but I also overheard them while walking through the vendor area. Those words were then followed by "I can't believe it only cost that much!" or "I can't believe how good it looks in person!"

Yes, the 2007 ECLSTS, held this past March 30-31 at the York Fairgrounds in Pennsylvania, was awesome again this year. It keeps growing and growing! I can remember my first ECLSTS and how excited I was walking through the ticket area into the vendor and layout areas. I felt that same excitement this year as Kathy and I put on our first Large Scale Train Show.

Before I get too wrapped up in reporting on



*The York Fairgrounds in York, PA --
Home of the 2007 ECLSTS*

the show, I wanted to take the time to thank everyone who helped us behind the scenes. A big thank you to Ron and Sue Wenger for their answering many emails and phone calls of "How do you do...", "What do you do when ..." Many thanks to Lewis and the

whole Aristo team for their help and answers to all my questions along the way towards getting the shows ready. And, of course, a big thank you to all of you who came to the show!

I appreciate all of you that took the time to fill out the survey forms at both shows, as it will help us make the shows better. One of the findings of the survey forms from last year was that you wanted a way to ship your purchases back home. As a result, we got together with the UPS Store in York and they agreed to have a booth at the ECLSTS. The two workers at the UPS booth told me that they had numerous comments about them being there. After seeing the UPS Store booth and the great prices on what they had been looking for, many show visitors who were skeptical about buying large quantities let their wallets run free and purchased up a storm. The UPS Store will be back next year at the 2008 ECLSTS. We are trying to work out a similar deal with a shipper in the Perry, Georgia area for the SELSTS.

This year's ECLSTS had several new vendors showing their products to an excited 5,600+ crowd that attended the show. There must



*Lewis Polk and Michael J. of Aristo-Craft Trains
answer questions from show attendees*

(Continued on page 3)



TATE The Bear listens in at storytime.

(Continued from page 2)

have been some great bargains at the show because I saw a constant flow of packages going out the door, and then they came back in to shop some more.

to purchase the barrel at your local hardware store, but the rest will be available through your favorite Aristo-Craft Dealer. Sign me up; I will take one when they are available.

Some of the manufacturers choose to release information and/or pre-production samples of new items for their line of products at the ECLSTS. This was true of Aristo-Craft Trains. They had two items on display that caught my eye right away. The first was the dealers display for the Eggliner. This display piece will not take up a lot of room on the countertop and has the Eggliner running around on a circle of track with the Aristo-Craft logo in the middle. This would even look nice on a desk at work or on a coffee table at home.

The second item that caught my eye was a barrel with the train running around the outside. In the center, there appeared to be some "smoke" or "fog" rising out of the barrel with a multi-colored light shining through the fog. Sometimes the fog would cover the engine running around the outside of the barrel. Lewis Polk, President of Aristo-Craft Trains, said that he is putting this together as a kit to be available later in the year. You will have

It will look neat on my patio.

The crowd-pleasing ole bear TATE was in attendance at the ECLSTS and thrilled many of the younger train fans. TATE made his way through the crowd several times over the two days. He was spotted making his contribution to the Missing and Exploited Children's Fund at the Quarter Car. I deposited my collection of West Virginia quarters to the cause. TATE was up to his old tricks and was caught on camera as he tried to steal a big plate of cookies from one of the vendors at the show. When the ole bear sees picnic baskets or food, he goes crazy and has to have it. After we got him calmed down, he used his reading skills to read to the young children three times. TATE read "The Little Engine That Could," "Mr. Punneymoon's Train" and "Here Comes The Train." At the last reading, one of the youngsters wanted his mother to read to him so TATE took a break and listened to her read.

The ECLSTS had many very good "how-to" seminars, as well as the future of garden rail-roading. One seminar came about because of the survey forms that were filled out in the

(Continued on page 4)



The UPS Store Booth at the ECLSTS turned out to be a big hit!



Aristo-Craft's Aixa Lebron sets up an Eggliner display.



2007 ECLSTS T-Shirt Logo

(Continued from page 3)

past. Marty Cozad agreed to take on the topic of "Okay, I have purchased my Starter Set. What do I do next?" This is a question many new to the hobby ask. Some have expressed concern and a few have given up garden railroading because they said, "I can't build that huge, beautiful layout." This topic again was discussed in Marty's evening discussion at the hotel on Friday night. His topic started out as "The Finances of Garden Railroading" and came back to "How To Start Your Layout." This 1 ½ to 2-hour discussion brought out many great points that Marty took notes on. Thanks to Marty for hosting this discussion group and all those that attended.

Now it is time to start looking forward to the 2008 shows. Yes, we are looking very

hard at another Mid-West Large Scale Train Show. No site has been chosen yet. We are looking at sometime in late September of 2008. I would like to issue a challenge to each of you that reads this article. I would like to challenge you to talk to six new people about garden railroading. Invite them to come enjoy your trains. Tell them that you started with a small, doable-by-anyone layout, even if it was around the Christmas tree or just on your concrete patio. Then try to bring two new families to the 2008 shows. There is nothing more exciting than to share your hobby with some friends and they get excited about your hobby to the point that they start in the hobby.

To help this hobby grow, it is going to take each of us sharing our excitement about the hobby to others. Just think what the manufac-

turers and vendors will do when they see the show halls so packed that we have to expand to two more buildings just to hold everyone. Many new and exciting products will start to appear at a faster rate and instead of reading about local garden parties we will be reading about garden railroad parties. Thanks and see you in 2008!

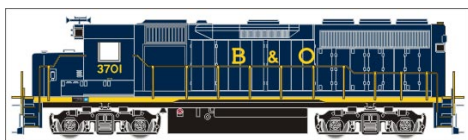



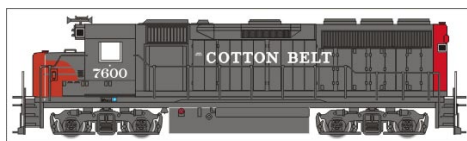
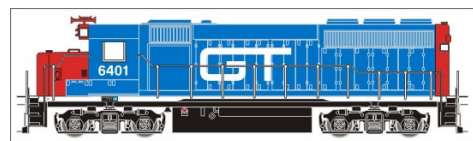

**The date of the 2008 ECLSTS is March 28-29, 2008.
Mark your calendars now!**

NEW PIC OF THE ARISTO-CRAFT GP-40!

A new engineering sample of the Aristo-Craft ART-23500 Series GP-40 was shown off at the 2007 ECLSTS this past March. The GP-40 contains the new 2-axle drive system with a giant 540 motor and Aristo-Craft's patented gear system with 16 ball-bearing races per loco. It includes the patented smoke system as well and has our RCC/DCC port for plug and play.

Also new is a first look at the paint schemes for the upcoming engine. The loco will come in over 11 different roadnames.

Expected delivery of the Aristo-Craft GP-40 is Fall 2007. Call your dealer or contact Aristo-Craft for more information.

**23501 - Baltimore & Ohio****23502 - Santa Fe****23503 - Union Pacific****23504 - Chessie System****23505 - D&RGW****23506 - C&NW****23507 - Western Maryland****23508 - Cotton Belt****23509 - Grand Trunk****23510 - BNSF****23511 - Boston & Maine**

Motor Block Conversion of Two-Axle Aristo-Craft Diesels Revisited

Text and Photos
by Ron Wenger

Forward: **This article should have actually preceded the article on the conversion of**

the USA Trains SD40-2 three-axle diesel to the Aristo-Craft Prime Mover three-axle motor block. The concept for the method used to convert the three-axle diesels came about as a result of an idea to come up with an easier way to convert the older versions of the Aristo-Craft two-axle diesels to the new style motor blocks. I was searching for a method to convert the two-axle diesels for those folks who do not like to completely disassemble a locomotive or are intimidated by the thought of doing so.

Before we go any further into the article, if it is your intention to do this conversion so that you can add extra weight to your older Aristo-Craft diesel, STOP NOW! Please read the following before you decide to undertake this modification.

I hate to break it to you, if you want to add extra weight, the journals of the older diesels will not take the weight. The added weight will cause the journal bushings to wear at a rapid rate. You will want to go ahead and use the instructions up on the Aristo-Craft web site (<http://www.aristocraft.com>) to convert whichever two-axle diesel you have to the new motor blocks and "A" frames. This will allow you to add close to 4 pounds of extra weight to your locomotive. However, the following instructions will allow you to convert most of the older two-axle Aristo-Craft locomotives without disassembly.

Concept: One evening, while using a larger tap-and-die set to rethread a bolt for my lawn tractor, it suddenly came to

me-- Why not make axle tips for the new blocks that would allow for a one-for-one exchange. I scrounged some parts and tools and made a set of axle tips for an older "F" unit that I had not yet converted to the new motor blocks. I saw that it would work and the rest is, as they say, now history. I told Lewis Polk, President of Aristo-Craft Trains, about the approach that I was taking with the newer motor blocks, and at Lewis's request, I have made a couple prototypes of these for the factory to take a look at. Lewis wants to check on the feasibility of having these made and put in a kit. This kit would work for the older Aristo Craft two-axle locomotives or the three-axle motor blocks for use in the USA Trains three-axle locomotive since only two axles are needed for each end of the locomotive.

Now, if you are like me, you are not going to wait for the factory to make these, so we are going to make our own. It takes less than an hour to make eight of these. It actually takes more time to find the materials and tools needed to do this than it does to do it. However, if you are intimidated by doing this type of conversion, you are going to have to wait for the kits to be developed.

Let's get started:

Note 1: As with any how-to article, I highly recommend that you read this entire article through once before starting on this project. If you do not understand any portion of the article, you may want to reread it again before starting, as this is more complex than some of the how-to articles that I have written for the Insider before. If you still do not understand it after reading the article, send my alter ego Uncle Rusty Wrails an email at wrailsrt@ix.netcom.com and he will attempt to help you. Rusty does not always respond within a day or two, but he will get back to you as soon as he can.

Note 2: If you have one of the oldest versions of the two-axle diesels, which are primarily the FA/FB units,

first made in Korea, you may have to do some wire cutting and splicing. I recommend doing one motor block at a time and using the Radio Shack jumper wires to verify your electrical connections prior to soldering. I have found this to be very helpful over the years as from time to time a wiring color will be deviated from by the factories. You can also do this to ensure that the locomotive is going in the same direction that the lights are shining in and that both motor blocks are going in the same direction

Step 1: The first thing that you will want to do is procure two of the two-axle Aristo-Craft ball-bearing motor blocks.



Aristo-Craft two-axle motor block

A full list of tools and materials is as follows:

Tools:

1. **Micro Mark #82323 M3.0X.50 Die (I highly recommend getting both the tap and die and the handles for both the tap and die. This is a common size for Large Scale and has many uses.)**
2. Soldering iron.
3. #0 small Phillips-head screwdriver
4. Small flat-tip screwdriver
5. Needle-nose pliers
6. Side cutters
7. Small hack saw or lineman's

- pliers to cut brass rod
8. Dremel tool or small grinder

Materials:

1. One pair of Aristo-Craft two-axle motor blocks
2. **Micro Mark #60228 1/8th-inch brass rod**
3. Small heat-shrink tubing or electrical tape
4. Solder
5. Small 3-MM nuts.

Don't let this list intimidate you! It's actually pretty easy.


Step 2:

The first thing we are going to do is a manufactured eight-axle end. This is not as hard as it sounds, but if you have a problem with doing this, you may want to get someone a little more adept do it for you. As I stated above, Aristo-Craft is looking at having these manufactured for the two-axle diesels and they will work with both the Aristo-Craft two-axle motor blocks and the Aristo Craft three-axle motor blocks.

You will need to secure the 1/8th-inch brass rod in a vise, leaving only about three inches sticking out of the vise. I usually take a Dremel tool and just slightly taper the end of the rod so that it makes it easier to start the tap on the rod. Slowly thread the rod so that you will have a section about 5/16th of an inch long. Clean off the shavings and screw one of the small threaded 3-mm nuts onto the rod as tightly as you can get it, being careful not to twist the rod. Now cut the rod about 1/4 of an inch from the nut and screw it into one of the axles on one of the motor blocks just enough to hold it in place. Then, take your Dremel tool and smooth or round the end of the axle so that it does not wear on the inside of the bushing in the sideframe. Once you have made eight of these, you will be ready to start conversion of the Aristo-Craft motor block for use with the older sideframes.

Step 3:

Once you have rounded the tips of the axles, you can go ahead and remove the screws that hold the wheels onto the two-axle motor blocks. Leave the wheels on and screw the new axle tips in as far and as tight as you can. I left the lock washers off and just screwed these in as tight as I could, using a set of needle-nose pliers on the sides of the nuts. Once you get the conversion completed and tested, you may opt to use loctite to make sure the axle tips are in to stay.



The two-axle motor block and connector

However, here again, if at some time in the future, you elect to use the new sideframes and disassemble the locomotive and do this the way the conversion was intended to take place, you will need to remove the axle tips and replace the original screws and lock washers.

If you do elect to use loctite, I would only use the blue, as it is easier to remove the screws with the blue loctite.

Step 4:

The first thing you're going to need to do in order to get started on this step is turn the locomotive upside down so that you can remove one of the sideframes. It really does not matter which one you remove. However, out of habit, I always orient the locomotive front end to my right and work from that side, and most of my commentary is usually based on the locomotive being oriented with the nose to the right.

You will want to remove any parts that could become damaged by turning the locomotive upside down, so I suggest that you remove these. I use a stand

that I purchased at the first ECLSTS held in York, PA about six years ago. Before that, I used towels to hold the locomotive in place. I recommend that you use something to hold it steady and protect the top of the locomotive from being damaged.

There are three screws that hold the sideframes in place-- two each at the top of the coil springs and one at the bottom of the molded plastic leaf spring on the sideframe. Remove these screws and lay them aside.

Under the sideframe, you will see a wire that is one of two, which goes from each sideframe to supply power to the locomotive from the power pickups in the wheels. On many of the older locomotives, these will go directly to the boards on the locomotive. On some of the newer models made just prior to the new ball-bearing motor blocks, they will go to a modular connector.



Close-up of motor and wiring

Note: If these do not have a connector, they will have to be modified, which will require the addition of a modular connector like those used on the new motor blocks. A set of these connectors is included with the new motor blocks and sideframes. I will describe how to do this in Step 5.

If they do have the connectors, you can disconnect the connectors and lay the motor block aside. One word of caution here: Usually the set of wires going to the motor block have

a blue or green wire in the pair. Mark these some way that you will remember so that if you go to change out the motor block at a later date, you will know which pair go to the motor. You also want to make sure to do this.

When you remove the sideframe, you find that some of these in some of the last versions made prior to the ball-bearing version have a spring-loaded brush in the bushings that was intended to make contact with the ends of the axles. These are not needed and may be discarded or, if you're like me, put in the old parts bins for a "just-in-case" situation.

Step 5:

There should be a set of connector wires with male ends included with the new motor blocks. If not, you will need to contact Aristo-Craft to get these.

These wires have white female ends that are indexed. By indexed, I mean one has a three-hole connector and the other set has a two-hole female connector on the ends. There is an up side and a down side to these wires as both of the sets of connector wires are red and black, which can lead to confusion. After I have completed the conversions, I have gotten in the habit of indexing one or both sets of these connectors to the motor block by marking them with a paint pen or other paint so that they can mate up properly.

Now at this point, you have the option of removing the cab of the locomotive and seeing if your version has the corresponding indexed plugs. This will require you to remove the side rails on some locomotives and then the cab or just the cab by itself, depending on which locomotive you are converting.


If you are not sure, I would remove the cab and check. To my knowledge, all RS3s and most, if not all, of the U-25Bs (U-boats) have the corresponding indexed plugs. This will save you a lot

of effort in cutting and splicing wires on the locomotive. If at some later date you want to remove the weights on the floor of the locomotive and change the "A" frames, this will help make the job simpler.

If you have one of the early versions of the FA/FB, which is all of the Korean-made "F" units and, I believe, the first Chinese-made run, you will need to cut and splice the wires. Thus, there is no reason to take the cab off the locomotive.

At this point, you will want to cut and splice the wires from the bottom of the locomotive. On most of these locomotives, the power-in to the motor block wires is the green-and-red or blue-and-red wires. These will need to be spliced as follows:

Red to Green wire and Black to Red wire on the pigtails that have the male red ends.



Underside of motor block and wiring.

The power-out wires from the motor blocks will go to the black and white wires. These will be spliced as follows:

Red to White wire and Black to Black wires on the other set of pigtails that have the male red ends.

Here again, I highly recommend that you only do one end at a time and use

a set of Radio Shack jumper wires (these are about 12 inches long and have an alligator clip on each end) to make sure that you have the correct wires and that all the lights are aimed in the same direction that the motor block is going. These clips cost about \$5 a set and will save you a lot of time and money if used wisely. By the way, these are good for finding non-conductive gaps in your track or switches. By jumping the joints with these, you will find that the locomotives will start to move when you hit one with a gap.

The transmission on each of the new motor blocks (little floating part of each motor block) should be pointed to the fuel tank. Sometimes folks swap these around, but the proper orientation is with the no-flex end facing out.



Diesel laid upside down for inspection.

Step 6:

At this time, once you have made all the connections, you may install the new motor blocks in the sideframes, replace the sideframe that you removed and go try out your locomotive. You will find that the new motor blocks will cause the locomotive to start moving at a lower voltage, run smoother and have more power.

This adds a lot of new life to the older diesels, many of which the road names are no longer in production or the paint jobs have evolved into something else.

Enjoy! Ron

The 2007 Aristo-Craft Railroad Club

**CONTINUE YOUR LIMITED EDITION COLLECTION OF ARISTO-CRAFT TRAINS
WITH THE 2007 CLUB CSX & BNSF 100-Ton Coal Hoppers**

**MEMBERSHIP INCLUDES...**

- Collector editions of Aristo-Craft Trains available for exclusive membership prices at our on-line store <http://www.aristocrafttrainstore.com>.
- A special membership certificate and card with a specific number assigned only to you.
- A year's subscription to the "Insider" e-mail (internet) newsletter, containing info on Aristo-Craft Trains and advance information on new arrivals and in-stock items.
- New catalogs, price lists, and flyers as available.
- Promotional offerings as available.

TERMS

Aristo-Craft Railroad Club Membership does not allow you to purchase any Aristo-Craft Trains product line direct or from any authorized aristo-craft trains' wholesalers.

Aristo-Craft Railroad Club Membership is for calendar year 2007 and expires 12/31/2007 regardless of your sign up date or renewal. Membership dues are subject to change for future enrollment year. Your number is assigned permanently with the year appended to the number with renewal.

Memberships are non-voting.

Please allow 6-8 weeks for processing of membership.

2007 Club Models expected mid-year 2007

You Can't Get These Great Items Unless You're An "Insider!"

Join the most exclusive club in Large-Scale Model Railroading by becoming an "Insider" member in the Aristo-Craft Railroad Club!

With your \$25.00 2007 Aristo-Craft Railroad Club membership, you can order specially priced models directly from Aristo-Craft. This year, we are offering the 100-ton Coal Hoppers in CSX and BNSF. Each version will come in six different road numbers, with CSX hoppers having three road numbers with the CSXT reporting mark and three road numbers with the NYC reporting mark.

Join the Aristo-Craft Railroad Club Today and start enjoying the benefits of membership!

ARISTO-CRAFT RAILROAD CLUB 2007 APPLICATION FORM (PLEASE PRINT)

NAME _____

PH# (____) _____ E-Mail _____

ADDRESS _____

CITY/STATE/ZIP _____

CREDIT CARD # _____ EXP. _____

PLEASE CHECK ONE: ☐ NEW MEMBERSHIP
☐ RENEWAL

FOR CURRENT CLUB MEMBERS ONLY: Membership # _____
Change of Address? Yes ☐ No ☐

MAIL TO: ARISTO-CRAFT 2007 RR CLUB
POLK'S MODEL CRAFT HOBBIES
698 S. 21st Street, Irvington, NJ 07111-4109

CHOOSE YOUR CLUB MODELS HERE!

Or Order via www.aristocrafttrainstore.com

<input type="checkbox"/> 2007 Aristo-Craft Railroad Club Membership	\$25.00	
<input type="checkbox"/> CSX 100-Ton Coal Hoppers All 6 road numbers	\$250.00	\$ _____
<input type="checkbox"/> CSX 100-Ton Coal Hopper CSXT 833001	\$50.00	\$ _____
<input type="checkbox"/> CSX 100-Ton Coal Hopper CSXT 833017	\$50.00	\$ _____
<input type="checkbox"/> CSX 100-Ton Coal Hopper CSXT 833025	\$50.00	\$ _____
<input type="checkbox"/> CSX 100-Ton Coal Hopper NYC 481999	\$50.00	\$ _____
<input type="checkbox"/> CSX 100-Ton Coal Hopper NYC 484420	\$50.00	\$ _____
<input type="checkbox"/> CSX 100-Ton Coal Hopper NYC 489708	\$50.00	\$ _____
<input type="checkbox"/> BNSF 100-Ton Coal Hoppers All 6 road numbers	\$250.00	\$ _____
<input type="checkbox"/> BNSF 100-Ton Coal Hopper BNSF 652233	\$50.00	\$ _____
<input type="checkbox"/> BNSF 100-Ton Coal Hopper BNSF 652237	\$50.00	\$ _____
<input type="checkbox"/> BNSF 100-Ton Coal Hopper BNSF 652245	\$50.00	\$ _____
<input type="checkbox"/> BNSF 100-Ton Coal Hopper BNSF 652264	\$50.00	\$ _____
<input type="checkbox"/> BNSF 100-Ton Coal Hopper BNSF 652272	\$50.00	\$ _____
<input type="checkbox"/> BNSF 100-Ton Coal Hopper BNSF 652293	\$50.00	\$ _____
<input type="checkbox"/> ART29111D Metal Wheels for Hopper (4 wheel sets)	\$18.50	\$ _____
<input type="checkbox"/> Coal Load for Hopper	\$18.50	\$ _____
<input type="checkbox"/> Total		\$ _____

Charge card orders only. Actual shipping costs will be added to total price.

Photocopies of this page are acceptable
CHARGE CARD ORDERS ONLY, ACTUAL SHIPPING COSTS WILL BE ADDED TO TOTAL PRICE
N.J. RESIDENTS, PLEASE ADD 7% SALES TAX

G GAUGE CHRISTMAS STARTER SETS--

A TRADITION THAT KEEPS GETTING *BIGGER!*



by Lewis Polk

A model train around the Christmas tree has become a staple part of people's memories about the Christmas holiday. G Gauge trains do that job of rein-

vigorating people's memories very nicely. G Gauge trains are big enough to be seen, easily handled by children, easy to stay on the track. G Gauge track can be put on the floor without a platform, and the trains run quietly and enhance the WOW! factor suitable to the enchantment of the Christmas holiday.

Aristo-Craft Trains makes its famous "North Pole and Snow Flake Railroad," with an extensive line of Christmas cars and locos to keep expanding the collection. For 2007, we are expanding the collectible concept to include three annual limited-edition cars, with the year prominently displayed in a gothic, gold lettering. This year's cars will be a Sierra Coach ART31025-07, a 40' Box Car ART46025-07 and a 20' Box Car ART40325-07. Frankly, it is a challenge to gauge production quantities the first time around, so we recommend placing these on order early, as these items will be shipped out in date order. Many families have Christmas ornaments as family heirlooms and we hope our trains will be kept and remembered in the same way.

Aristo-Craft starter sets are unique in that they include our well-established Train Engineer Wireless R/C System, which makes operating the train set a more interactive operation for a child, as they can keep the control in their hands and control the train from anywhere in the room. The U.L.-listed wall pack is safely attached to the track with a low-powered D.C. output and the child has no interaction with the



Christmas Passenger Starter Set Packaging

power source. This means the child can safely play with the trains with little or no adult supervision, which is not possible with most other train starter sets.

Our track is a solid brass rail with a 70% copper content and will not easily bend out of shape with normal usage. We include special tie wraps in each set to allow you to keep the track together on a temporary

basis without screwing in the more permanent connections. After the holidays, you can simply cut the straps and put the set away until next year. Each track has a slot in the first and last tie to allow a snug fit of the rail joiners and to stop the track from separating while trains run on them. This solidifies the track into a strong circle that

(Continued on Page 11)

G GAUGE CHRISTMAS STARTER SETS

(Continued from Page 10)

will keep its shape during the extensive use by the normal family and their guests at this busy time of year.

The high quality of our track, with its lifetime warranty, means this setup can be expanded each year and set up with the Christmas tree as a family project. Aristo-Craft track is indoor/outdoor, which means it can also be moved out of doors in the warmer months and can form the basis for a garden train layout, where the fun really begins. Gardening is America's #1 hobby and mixing the movement and reality of a train outside in the garden with your plant scheme is fun for the entire family. Add the beautiful scale buildings, figures and vehicles to the look and you can create an entire Lilliputian world of your own that keeps the family together at home. What other hobby is there that the entire family can share and

do at home. Trains can be run on a patio, around a pool or blended into the garden flower design of your backyard. Young and old train engineers alike can spend many hours enjoying and controlling the movement of the trains around their world.

Each set comes in its own brown cardboard box with a nice gift package inside. This means the set arrives factory fresh to the consumer and can be easily stored back in the box for reuse the next year. Each set package is engineered to have no slack fill and be an economical size for shipping. Our packaging has photos of the trains as typically used in the garden so that its year-round capability is featured. The radio is available in three different frequencies so that it's possible to have more than one train track operating at a time if you so wish. Each box also has a strong handle for easy maneuvering of the

package and for movement to and from the tree after the holiday period is over. Every section of track has two screws underneath that hold the rails in place and double as contact points for wire leads to the power supply. This means no special wiring block is needed and the wires can be attached wherever it's convenient. Aristo-Craft also makes a vacuform roadbed that can be put down to protect the trains from the carpeting in a room and vice versa. The new production of the vacuform roadbed will come in full circle quantities to match the track.

We speak to a lot of people at train shows and invariably we ask how they got started in the hobby of garden railroading. More often than not, the answer is with a starter set they received as a present themselves. Typically, a starter set generates additions to the set immediately after Christmas. And then expansion of the set is an immediate goal or planned for the next Christmas season. The use of a model train at Christmas is the best way to grab a new collector/hobbyist into the enjoyment of model trains, and a happy experience with their first train set is something that will be remembered all of their lives. Using a reliable Aristo-Craft train starter set is the best introduction to our realistic line of American train products and we have worked very hard to make the products amongst our very best. The first impression is a lasting one and we want to convert the Christmas user to a year-round hobbyist if at all possible.

Enjoy your trains! We're working on your railroad.


All the best,



Lewis Polk, President



Aristo-Craft Christmas Lil' Eggliner



Body-Mounting The Aristo-Craft Coupler

Another Ultimate Kit Bash

Text and Photos by Marty Cozad Forward by Ron Wenger

Marty Cozad, a frequent Insider contributor suggested the following article to Lewis at the ECLSTS and Lewis in turn sent Marty to me.

This is a subject that Bill Frank, Aristo-Craft's first Customer Service Manager and longtime proponent of Aristo-Craft couplers, and I discussed many times in the past. We even came as close as starting to building a coupler-mounting gauge once. However, other things always seemed to take our interest in different directions. There were small things like taking over 100 Bachmann coal hoppers and putting Aristo-Craft trucks, couplers and brake gear on them, which made them into 70-ton coal hoppers, all painted and marked for B&O service with a separate number on each car. Somehow we just never got around to this issue again, although it would usually come up at monthly running sessions either brought up by myself or one of the other diehards in our local club. In fact, in the past six months, we may have discussed this at least three times.

Marty, like many of us, started out in the smaller scales, using those Kadee couplers


which always seemed to work so well in HO and N scale. Marty, upon starting in G Gauge, converted all of his rolling stock into body mount Kadees because of their past performance in the smaller scales. Marty has a frugal (cheap, as Marty's wife Carrie defines it) side and the thought of tossing out or just storing all of those great working Aristo-Craft couplers was troubling.

It's a known fact that body-mounted couplers work better than truck-mounted couplers in most cases. There are a couple of times that they don't, but more often than not, body mounts just work better. This is due to the fact that there is no such thing as a standardized coupler in G Scale. But for many folks out there, the Aristo-Craft coupler has become the defacto standard. It is for me; I have locomotives and cars from most of the manufacturers and they all have Aristo-Craft couplers on them. I buy them by the 100-count bag as the guys in the local clubs are always looking for couplers. Most of them use these as the standard coupler for their layouts.

Marty has come across a slick way of body-

mounting Aristo-Craft couplers, which will save you money if you're willing to do a little shimming and cutting.

Marty says this is just another stage of growth in this hobby.




(Fig. 1)

The photo above (fig. 1) shows an Aristo-Craft coupler on the left and a Kadee #789 coupler on the right. What I have noticed is that the side-to-side motion of both couplers is about the same. The #789 will run fine on 8 ft. diameter curves without rubbing the wheels.

I also decided to use Kadee "G" height (1 1/8") from rail top to the center of the coupler

since most of my friends are running using this standard.



(Fig. 2)

This photo (fig. 2) shows the two points at which you need to cut the coupler arm. By going to a body-mounted coupler, you free the truck to move more independently from the coupler.




(Fig. 3)

This photo (fig 3.) shows you the angle you will need to put on the coupler by filing down a little of the material. This will keep the coupler straight and level when mounting it on a car. Don't remove too much, just the angle required to keep it level.

In the next photo, I'm using an Aristo-Craft gondola as an example for this conversion. I have centered the coupler and marked what needs to be cut and removed on the car. Individual cars may vary as to what has to be removed based on the material that is in the way of the coupler.


NOTE: The body-mounted couplers will not mate up with the truck-mounted couplers so you may want to make a transition car while you are converting your rolling stock. The more cars you convert, the faster you will get at this process. On some cars, you will need to remove one of the screws holding the body to the floor. However, this will not harm the integrity of the car, as there are usually two or more screws on each side to hold the body in place.

The nice feature of this conversion is that it places the cars closer together for a more realistic look.



(Fig. 4)

This photo (fig. 4) shows my homemade jig that I use to set my couplers at a height 1 1/8" off the rail. You will need to get longer screws to mount your coupler arm. The size will vary based on the type of car to be converted. I use both 1/2 - and 3/4-inch number 4 pan-head screws, but you may need to go a little longer on some cars. Two screws per arm are required to hold the coupler straight. This is your only real expense in this conversion.



(Fig. 5)

This photo (fig. 5) shows the results of this conversion on an Aristo-Craft boxcar and gondola.

Doing the locomotives will be more of a challenge. If you have tight curves, I would recommend leaving the coupler as installed by the factory and using a coupler transition car. The photo above (fig. 6) shows the coal hopper after conversion. The Aristo-Craft coal hopper



(Fig. 6)

is extremely easy to convert and works well as a unit train that has a more realistic look than when ran with truck-mounted couplers.

The primary benefit of using body mounts is to free the trucks when backing and setting the cars closer together. This allows for backing of longer trains without derailing the cars and for overall smoother operations. Not to mention, it is a more realistic-looking train.

Converting the Aristo-Craft tank cars and two-bay hoppers will require the use of shims to attain the correct height. The Aristo-Craft 100-ton hoppers and Evans cars will be a relatively easy conversion.

The conversion of the Aristo-Craft passenger cars will be based on how large a diameter of curve and switch you are using.

While this conversion is not for everyone, I am sure that some of you may find this information helpful, while a little challenging.

While this conversion is specific to Aristo Craft couplers, it can be readily modified for the installation of Aristo-Craft couplers on other brands of rolling stock.

If you have any questions regarding this article, you may contact me through the Aristo-Craft Forum (<http://www.aristocraft.com>).



MAY/JUNE CONSUMER SALE

Offer Valid in North America Only



BUY FOUR FREIGHT CARS, GET THE FIFTH FREIGHT CAR FREE!



Turn four cars into five with our May/June 2007 freight car sale. Purchase four cars of the same model (i.e. four Stock Cars, four Single-Dome Tank Cars), and get an additional fifth car of the same type free (plus S&H)!

(Shipping & Handling for fifth car = \$10.00 U.S., \$20.00 Canada)

- Customer must purchase and receive current production Aristo-Craft freight cars from dealer(s) during period of sale. Purchases from online auction web sites are not acceptable.
- ART46300T series Flat Car 2 Packs and ART46400T series Bulkhead Flat Car 2 Packs are both considered 2 cars for purposes of this sale.
- Aristo-Craft reserves the right to exclude any freight car, including discontinued road names that Aristo-Craft does not consider as current production.
- This sale includes the above current production freight cars listed in the 2007 Aristo-Craft Catalog, 2007 Aristo-Craft Price List, and Aristo-Craft On-Line Catalog at aristocraft.com.
- ECLSTS & SELSTS Show Cars are not applicable for this sale.

Offer Valid in North America Only!

INSTRUCTIONS: MAIL ARISTO-CRAFT YOUR ORIGINAL ITEMIZED AND DATED RECEIPT, A NOTE WITH YOUR RETURN ADDRESS (NO PO BOXES) SPECIFYING WHICH ITEMS PURCHASED AND SHIPPING AND HANDLING FEE BY JULY 15, 2007 TO RECEIVE YOUR FREE PRODUCT(S). **PURCHASE MUST BE MADE BETWEEN MAY 1 AND JUNE 30, 2007.** SALE CANNOT BE COMBINED WITH ANY OTHER SALE OR PROMOTION. SEE ABOVE AND SALES RULES & REQUIREMENTS #11 & #12 FOR SHIPPING & HANDLING DETAILS.

Please address your sales request along with your receipt to:
ARISTO-CRAFT TRAINS/POLK'S SPECIAL SALES
698 S. 21ST STREET, IRVINGTON, NJ 07111-4109

SALES RULES & REQUIREMENTS (modified 11-29-05) READ BEFORE ORDERING!!!

1. **The ORIGINAL receipt is required to be sent to Aristo-Craft for approval of sales request.** Computer generated copies and photocopies of receipts are strictly prohibited. Copies of receipts will be returned to the person who sent in the sales request without it being processed. Aristo-Craft will send the free offer directly to the customer and the sales dealer is not responsible for this transaction.
2. **The receipt must be ITEMIZED**, clearly showing the following..
 - Which Aristo-Craft items were purchased (each item must be individually listed on the receipt)
 - The price in which each Aristo-Craft item was purchased at
 - The date when the Aristo-Craft items were purchased
 - The name, address, and telephone of the hobby store from where the item was purchased
 - The name, address, and telephone of the person buying the Aristo-Craft products.
 - An invoice number (extremely preferable, but not mandatory)
- Cash register receipts are **NOT** acceptable for this sales program and will be returned to the person who sent in the sales request without it being processed. We recommend that, if you receive a cash register receipt from your place of purchase, you ask for an itemized receipt instead.
3. **Sales requests are not backordered.** Sale items are selected from products that are in stock in the Aristo-Craft warehouse during the period of the sale. We reserve the right to send you a product of comparable price and quality of our choice if sales items are out of stock. Customer selections of specific roadnames are subject to availability.
4. **Purchases must be made during the time period designated in the sales sheet.** Your sales request must be received by us in the same time period. There are no exceptions. All sales requests that do not meet this criteria will be returned to the person who sent it in.
5. **Sales are only for items designated in the Aristo-Craft sales sheet** and do not pertain to any other Aristo-Craft items that are not mentioned. Sales requests that do not meet this criteria will not be processed. If there are any questions of interpretation of what is on sale for the current month, please contact Aristo-Craft. Aristo-Craft is **NOT** responsible for any sales advertised by dealers and/or retailers.
6. **The Aristo-Craft items you purchase from your dealer must be in stock.** They cannot be backordered. You must take delivery on the purchased items from your dealer during the period of the sale. Sales requests that do not meet this criteria will be returned to the person who sent it in.
- 7a. **Purchased items must be new.** "first-use" items. Used, secondhand, and/or auctioned (including internet auction) items are not acceptable for this sale.
- 7b. **Items that are "cross-sold"** (i.e., from consumer to consumer, or from dealer to dealer), **are not acceptable for this sale.** Consumer sales must be "dealer to consumer" only. Dealer sales must be "distributor to dealer" only.
8. **Please allow 4-8 weeks for processing.**
9. **Original receipts returned upon request.**
10. **Aristo-Craft reserves the right to make the final decision as to whether a submitted receipt is valid** for the Aristo-Craft Sales Program.
11. **Each free item requires payment for Shipping & Handling.** (If Shipping & Handling Fee is **NOT** Specified elsewhere on sales sheet) Most items are \$10.00 each. Heavy and large items are \$20.00. Oversized or heavy items may require additional fee. Small items are \$2.00 each up to five, and \$10.00 for orders of five or more. See sales list for specific prices. Please include a charge card number, check or money order.
12. **When Sale is NOT restricted to Continental US: Canadian and Foreign orders must be on a charge card, International Money Order or check drawn on an American bank. NOT just on American Funds.** Foreign shipments are three times (3x) the shipping and handling fee specified for domestic shipping listed elsewhere on sale sheet. Otherwise: Foreign shipments are \$30.00 for most items. Heavy and large items are \$45.00. Small items are \$6.00 each up to five, and \$45.00 for orders of five or more. There may be additional fees. Shipment is via surface or sea post. We will charge the actual amount on air shipments according to your instructions.



A.A.R. Dealer Directory

(Association of Aristo-Craft Retailers) - Stores Organized by State



ARIZONA

Arizona Train Depot, Mesa, 480-833-9486
The Hobby Place at Ace, Tucson 520-747-9473
Powerhouse Hobby Shop, Kingman, 928-753-1903
The Squirrel's Nest Sierra Vista, 520-417-1070

CALIFORNIA

B & F Hobbies, Bakersfield, 661-322-7955
Big Y Yardage, Montclair, 909-624-8201
Central Coast Trains, Atascadero, 805-466-1391
D & J Hobby, Campbell, 408-379-1696
Discount Trains Online, Riverside, 877-529-2834
Doll House & Crafts, Novata, 415-883-0388
Garden Railroad Supply, Martinez 925-228-8614
Gibson's, Fountain Valley, 714-641-6611
Glenview Supply, El Cajon, 619-443-1017
Gold Coast Station, Ventura, 805-339-0379
J. Gordon Specialties, Temecula, 951-693-2599
Just Trains Concord, 925-685-6566
Loco-Boose, Redwood City, 650-368-1254
The Loose Caboose, Napa, 707-258-1222
Marty's Hobby, Thousand Oaks, 805-497-3664
Narrow Gauge Junc., La Habra, 562-694-0598
R/C Country Hobbies, Sacramento, 916-731-5868
Roy's Trains & Things, Clovis, 559-325-0102
San Antonio Hobby, Mountain View, 650-941-1278
San-Val Trains, Van Nuys, 800-423-3281
Square Roundhouse, Turlock, 209-668-4454
Talbot's Toyland, San Mateo, 650-342-0126
Tom's Trains, Fresno, 559-266-3192
The Train Stop, San Dimas, 909-599-2602
Upland Trains, Upland 909-985-1246

COLORADO

Caboose Hobbies, Denver, 303-777-6766
Don's Hobbies, Greeley, 970-353-3115
Mizell Trains Inc., Westminster, 303-429-4811
RGSRH Hobbies, Ridgway, 970-708-2100

CONNECTICUT

Amato's Toy & Hobby, New Britain 860-229-9069
TimeMachine (N.E. Hobby), Manchester, 860-646-0610
War & Pieces, W. Hartford, 860-232-0608

DELAWARE

Just Trains, Newark, 302-266-8063
L.H. Webb, Frederica, 302-335-5841

FLORIDA

Alfa Trains, Lakeland, 863-687-9152
Budget Train Store, Jacksonville, 904-772-0929
D & B Railways, Delray Beach, 561-495-0244
Doug's Model Trains & Hobbies, Dunedin 727-733-8222
Family Hobby Ctr., Naples, 239-261-8545
Frank's Trains, Oldsmar, 813-855-1041
H & R Trains, Pinellas Park, 727-526-4682
Happy Tunes Music & Hobbies Lutz, 813-948-1419
John's Hobbies Summerfield 352-347-7201
Trains by Johnson, Pensacola, 850-478-8584
Trolley & Train Museum, Orlando, 407-363-9002

GEORGIA

Model Railroad Shop Atlanta 770-432-7300
Nordik Trains, Kennesaw, 770-928-2487
Southeastern Train, Augusta, 706-796-0052
TrainMaster, Duluth, 770-622-1611

IDAHO

C & C Railroads, Coure D'Alene, 208-664-4895
Garden Valley R.R. Sup., Pocatello, 208-238-9633

ILLINOIS

Ace Hardware Aurora, 630-897-9227
Bartlett Depot, Bartlett, 630-837-3376
D&N Hobbies, Effingham, 217-536-6400
Denny's Trains, Oswego, 630-554-6964
First Hobby, Decatur, 866-240-0252
L & B Hobby Palos Hills, 708-599-6250

ILLINOIS (continued)

The Pizza Express, Carterville, 618-985-6262
RLD Hobbies, Albion, 877-753-4629
Rail Hobby Trains, Rockford, 815-484-9388
St. Aubins Nursery, Woodstock, 815-334-0400
Thunder Road Hobbies, Moline, 309-762-5295
Trains of Yesterday, Morton Grove, 847-470-9500

INDIANA

Iron Horse Logos, Hartford City, 765-289-2418
Maple City Hobbies, Goshen 866-99-HOBBY
Phil's Hobby Shop, Fort Wayne, 260-426-5056
Samuelson's Train Shop Valparaiso, 219-462-2708
The Train Yard, Indianapolis, 317-890-9774
Watt's Trains, Zionsville, 800-542-7652

IOWA

Hobby Haven, Urbandale 515-276-8785
Kidman Tree Farm, Polk City, 515-984-6946
MidAmerica Hobbies, North Liberty, 319-665-9655

KANSAS

Engine House, Wichita, 316-685-6608

LOUISIANA

America's Train Yard, Baton Rouge, 225-926-5592

MAINE

E. Boothbay Ctr Supply, East Boothbay, 207-633-7703
Highrailer, Waterville 207-873-1120
Powder & patch buxton 207-929-4704

MARYLAND

G Scale Train Station, Waldorf 866-374-9340
Glyndon Gardens, Reisterstown, 410-833-2791
M.B. Klein, Baltimore, 410-539-6207
The Moose Caboose, Sykesville, 410-795-4610
Smithsburg General Store, Smithsburg, 301-824-6330
Star Hobby, Annapolis, 410-349-4290
Train Depot, Mount Airy 301-607-8155
Train Room, Hagerstown, 301-745-6681

MASSACHUSETTS

Big-G-Trains Ayer, 978-772-9449
Centerline Hobbies, Hyannis, 800-675-1244
Charles Ro Hobbies, Malden, 800-225-4424
Country Train Swansea, 508-669-5547
Duxbury Green, Duxbury, 781-585-2164
Hobbytown Stores, Hanover, 781-826-5279
Hobbytown Stores, Quincy, 617-472-3887
Pioneer Valley Hobbies Springfield, 413-732-5531
Rpm Hobbies Abington, 617-786-7574

MICHIGAN

Brassuer Electric, Saginaw, 989-793-4753
C&T Hobbies, Cheboygan, 231-627-3603
G & G Trains Leslie, 517-589-5977
Great Lakes Hobby, Shelby Twnshp, 586-323-1300
The Hobby Hub, Lansing, 517-351-5843
Hobby World, Grand Rapids, 616-538-6130
J & W Model, Coloma, 269-468-5586
Jackie's Trains, Erie, 734-848-2068
Junction Valley RR, Bridgeport, 989-777-3480
Merri-Seven Trains, Livonia, 248-477-0550
RC Hobbies, Waterford 248-681-1441

MISSISSIPPI

HobbyTown USA Jackson, 601-957-9900

MISSOURI

Battlefield Station, Springfield, 417-887-5592
John's Train Supply, St. Louis, 314-993-2444
Garden Railway Supply, Springfield, 417-866-0505
Mark Twain Hobby Center, St. Charles, 636-946-2816
Show Me Model RR, Grandview, 816-966-1534

NEBRASKA

House of Trains, Omaha, 402-934-7245
The Train Cellar, Lincoln, 402-464-4925

NEVADA

Reno Rails Reno, 775-337-6669
St. Aubins No. Las Vegas, 702-644-4799

NEW HAMPSHIRE

Hartmann Model Railroad, Intervale, 603 356-9922
Mountain Trains, Manchester, 603-622-8982

NEW JERSEY

Allied Hobbies, Burlington, 609-386-5044
Big Little RR Shop, Somerville, 908-685-8892
Bill Bitter Flowers & Plants, Wall 732-681-3681
Dougherty's Whistle Stop, Summit, 908-277-4442
Hi-Way HobbyHouse, Ramsey, 201-327-0075
Hobbymasters, Inc, Red Bank, 877-674-6229
HOGTRAINZ, Manalapan, www.HOGTRAINZ.COM
The Model Railroad Shop, Piscataway 732-968-5696
Ridgefield Hobby, Ridgefield, 201-943-2636
Standard Hobby, Mahwah, 800-223-1355
Tony's Train Town, Cedar Grove, 973-857-2337
Track "33" Inc., Westville, 856-423-2723
Watermelon Bar & Garden, Atl.Hghlnds 732-291-0613
Zeppelin Hobbies, Riverdale, 973-831-7717

NEW MEXICO

Wig-Wag, LLC, Albuquerque, 888 293-0736

NEW YORK

Aurora Hobbies, E. Aurora, 716-652-5718
Dee's Tiques & Train Shop, Delhi 607-746-6900
Hobbytime, Plainview, 516-933-3818
Hobbytown U.S.A., Islandia, 516-342-1518
Lantz Train Shop, Horsehead, 607-795-5038
Niagara Hobbies, Buffalo, 716-681-6060
Pine Valley, Syracuse, 315-470-0157
Prince Hobby, Forest Hills, 718-520-9016
Roberts Lines, Walworth, 315-986-1365
Ridge Road Station, Holley, 877-447-2253
Trainland, Lynbrook, 800-221-0846
Trainworld, Brooklyn, 800-541-7010
Westchester Hob., White Plains, 914-421-1262

NORTH CAROLINA

Covered Wagon, McLeansville, 336-697-0255
Little Choo Choo, Spencer, 704-637-8717
Railfan Specialties, Wilmington, 910-686-2820
Tom's Train Station, Raleigh, 919-388-7246
Train Buddy Products, Wake Forest 919-562-4378

OHIO

Cross Creek Eng., Spencer, 800-664-3226
Crouse Mill True Value, N. Lima, 330-549-2143
Davis Trains, Milford, 513-831-6425
Depot Trains, Cleveland, 216-252-8880
Forgotten Thyme Gardens, Medina, 330-723-1948
G Scale Junction, Newark, 800-311-9448
The Hobby Shop, Dayton, 937-436-6161
Phil's Hobby Shop, Defiance, 419-782-8020
Sandy's Hobby's, Elyria, 440-365-9999
Smithville Model Train, Smithville, 330-669-8589
Smokestack Hobbies, Hamilton, 513-779-1161
Train Car Ltd. Newark, 740-745-2798
Velk's Flowers, Multiple Locations, 800-952-0284

OKLAHOMA

Last Train Stop, Owasso, 918-277-2990
Woodward's Hobbies Oklahoma City, 405-751-4994

OREGON

Eugene Toy, Eugene, 503-344-2117
Larry's Lighting Repair, Portland, 503-238-1714
Scheffel's Toys, Jacksonville, 503-899-7421
Tammies Hobbies, Beaverton, 503-644-4535
Train Mountain, Chiloquin, 541-783-3030



A.A.R. Dealer Directory

(Association of Aristo-Craft Retailers) - Stores Organized by State



PENNSYLVANIA

A.B. Charles & Son, Pittsburgh, 412-561-1615

Allied Hobbies:

Exton, 610-363-6988

Philadelphia, 215-677-1123

Choo Choo Train, Hudson, 570-824-3471

CoolTrains Hobbies, Salunga, 717-898-7119

Derr's REA, Williamsport, 570-323-5714

Dreamboat Hobbies, Warren, 814 723 8052

Englers Train Depot, Allentown, 610-791-9512

Fischel's Hobby Center, Dubois, 814-371-1482

Fleetwood Building Block, Fleetwood, 610-944-8385

Frey's Evergreen, Willow Street, 717-786-3974

Iron Horse Hobby House, Reading, 610-373-6927

J&B Hobbies, Mechanicsburg, 717-766-0709

Landscape Materials, New Tripoli 610-767-9507

Loco Louie's, Milmont, 610-583-7711

Long Lane Acres, Ottsville, 610-847-2586

Nicholas Smith, Broomall, 800-848-9119

The Train Shoppe, Wilkes-Barre 570-824-7688

Trains & Lanes Hobbies, Easton, 610-253-8850

Victoria's Treasures Womelsdorf, 610-589-9000

Village Toy Shoppe, Lahaska, 215-794-7031

Warrior Run Loco, Nanticoke, 570-735-5570

Wood Wicker & Wax, Levittown, 215-945-5522

RHODE ISLAND

Grandpa's Trains Warwick 401-463-7803

SOUTH CAROLINA

The Great Escape, Greenville, 803-235-8320

New Brookland RR, W. Columbia, 803-791-3958

TENNESSEE

Jack's Trains, Johnson City, 423-282-9108

Model & Hobby World, Elizabethton, 423-543-5304

Sloans Fine Art & Hobby, Dickson, 615-446-1055

Smoky Mountain Model Trains Sevierville 865-428-8595

Southbound Trains, Franklin, 888-844-4403

TEXAS

B & H Hobbies, Corpus Christi, 512-985-8383

The Collectible Caboose, Cedar Park 512-259-9494

Midlothian Hobbies, Midlothian 972-723-0171

Mike's Hobby Shop, Porter, 281-577-8250

Model Train Crossing, Hurst, 817-595-0800

Papa Ben's Train Place, Houston, 713-523-5600

Rent-A-Dad, McAllen, 210-631-8741

UTAH

Almosta Junction, Clearfield, 801-776-1656

Earl's Hobby Hangar, Logan, 435-752-4401

M.R.S. Hobby Shop, Sandy, 801-572-6082

VIRGINIA

Deltaville Depot, Deltaville, 804-776-7250

Locust Grove Trains, Locust Grove 540-854-8955

The Nutbush Express, Woodstock, 540-459-5136

Quisenberry Station, Alexandria, 703-799-9643

RicksHobbyShop.com, Roanoke 540-362-7033

Train Depot, Manassas, 703-335-2216

Trains ETC., Lorton, 703-550-1779

TSG Hobbies, Warrenton, 540-347-9212

WASHINGTON

Big Trains America, Spokane, 509-484-7098

The Cobbler's Train Shop, Camas, 360-834-3183

Clover Leaf, Union Gap, 509-453-8959

Eastside Trains, Kirkland, 425-828-4098

WISCONSIN

Bob's Hobby Jct., Eau Claire, 715-832-4445

Candle Freak Gallery & Gifts, Wautoma 920-787-2780

Engine House Services, Green Bay, 920-490-4839

Greenfield News & Hobby, Greenfield 414-281-1800

Hobby Depot America, Hubertus, 262-628-2800

John's Hobbies, Hartford, 262-673-7454

The Little Falls Railroad, Sparta, 608-272-3266

Phil's Hobby & Craft, Wautoma, 920-787-7232

Sommerfeld's, Butler, 262-783-7797

CANADA

AC Trains, Burlington, Ont. 866-838-3441

Art Knapp Plantland Surrey, B.C. 604-596-9201

Canadian Scale Rail, Olds, Alb. 403-556-3771

Chinook & Hobby West Calgary, Alb. 403-243-1997

The Credit Valley Streetsville, Ont. 905-826-1306

George's Trains Toronto, Ont. 416-489-9783

Hockley Valley RR, Alliston, Ont. 705 435 7024

Hutch's Trains Burlington, Ont. 905-637-3721

Maritime Hobbies Halifax, N.S. 902-423-8870

NVSI- VCR Repair, Kanata, Ont. 613-592-9402

TLA Custom Models & Hobby Wilton Ont 613-386-7720

Township Toy Trains, Knowlton, Qub. 450-243-1881

Trains & Such, Calgary, AB 403-277-7226

Udisco LTD, Montreal, Qub. 514-481-8107

Ultimate Trains, Nanton, Alb. 877-646-1190

Winona Garden Railway, Guelph, Ont 519-766-7681

INTERNATIONAL

United Kindom/England

Garden Rwy. Centres, Cheltenham, England 44-1242-519770

Garden Rwy Spec., Buckinghamshire, England +44 (0)1844 345158

Glendale Junction, Deeping St James, England 01778 343183

Hobbybahn Stapeton, England 0044-01455-847379

Kernow Model Rail Centre, Camborne/Kambronn UK 01209 714099

Kent Garden Railways, St. Mary Cray, Eng 44 1689 891668

Martin's Models, Kington, England 44-1544-230777

OnTracks.co.uk Pontrilas, England +44 (0) 8700 111 131

Scottish Garden Rwy, Stirling, Scotland 01786-464193

Spot-On Models & Games, Swindon Wilts, UK 01793 617302

Totally Trains, Herefordshire, England 44-1989-567577

Germany

All American Trains, Kaarst, Ger 49-2131-769640

Fertig Modellbahnen, Moerlenbach, Ger 49-6209-4265

Gartenmodelleisenbahn und Mehr, Eschborn, Ger 49-

6173-966230

Modellbaushop Drexler, Gross-Rohrheim, 49-6245-997852

Modelleisenbahn Center Schuler, Stuttgart, 49-711-608375

Sammler-Service Scheyern, Ger 49-8441-22-44

Semaphore Trains, Weil am Rhein, Ger 49 7621 577317

Europe

Bigtrains&more Ltd, Sissach, Switzerland 61 971 6615

Japan

Train Depot, Tokyo, Japan 813-3718-8916

Australia

Adelaide Garden Railway Supplies, Goodwood,

South Australia 8 82716875

Model Merchant, Sydney, Australia 02-9555-9537

Africa

Hobbydoc Capetown S,Africa 27214477528

ON-HAND LIST AS OF 4/23/07

Item	Description 1	List			
ART11000	12" STRAIGHT TRACK (12PCS)	46.00	ART21600	MALLET UNDEC USRA TEN.	992.00
ART11001	EURO TRACK 1/2 STRAIGHT (12)	24.00	ART21607	MALLET N & W USRA TEN.	992.00
ART11003	TRACK TIES 1' STRAIGHT EURO	1.30	ART21608	MALLET B & O - VANDERBILT	992.00
ART11003B	TRACK TIES 1' STRAIGHT EURO	61.00	ART21610	MALLET GN - VANDERBILT	992.00
ART11005	FLEX RAIL BRASS 8' (12)	182.00	ART21850	LONG VAND. TENDER -UNDEC BLK	173.00
ART11060	24" STRAIGHT TRACK(12PCS)	92.00	ART21875	USRA TENDER - UNDEC	173.00
ART11070	36" STRAIGHT TRACK(12PCS)	138.00	ART21900	SLOPE.TENDER UNDEC.(BLK)	87.00
ART11097	54" STRAIGHT TRACK	208.00	ART21901	SLOPE TENDER - HERSHEY	95.00
ART11098	60" STRAIGHT TRACK (6)	128.00	ART21933	SLOPE TENDER TEDDY BEAR	83.00
ART11101	EURO TRACK CURVE 1/2	24.00	ART22403	SD-45 DIESEL - ATSF/SANTA FE	386.00
ART11103	EURO TRACK TIES CURVED	1.30	ART22404	SD-45 DIESEL - DRGW	386.00
ART11103B	TRACK TIES CURVED - EURO	61.00	ART22405	SD-45 DIESEL - UNION PACIFIC	386.00
ART11205	SWITCH-REMOTE RIGHT	46.00	ART22491	SD-45 DIESEL - ATSF WARBRONNET	386.00
ART11215	SWITCH-REMOTE LEFT	46.00	ART22501C	LIL'CRITTER PRR W/CAB	126.00
ART11600	EURO CURVE TRACK LGE. 8' BRASS	103.00	ART22502C	LIL'CRITTER B&O W/CABOOSE	126.00
ART11800	EURO CURVE TRACK 10' BRASS	127.00	ART22503C	LIL'CRITTER UP W/CABOOSE	126.00
ART11801	EURO CURVE 11.5' BRASS	148.00	ART22505C	LIL'CRITTER ATSF W/CABOOSE	126.00
ART11803	EURO CURVE TRACK 14' BRASS	180.00	ART22506C	LIL'CRITTER DRGW W/CABOOSE	126.00
ART11804	EURO CURVE TRACK 15' BRASS	192.00	ART22606C	CEN.CAB IND.SW.D&RGW /WCAB	215.00
ART11805	EURO CURVED TRACK 16.5' BRASS	213.00	ART23001	DASH 9 CSX	441.00
ART11820	EURO CURVE TRACK 20' BRASS	257.00	ART23005	DASH 9 ATSF	462.00
ART11903	RAIL LOCK BRASS (6)	7.00	ART23006	DASH 9 NS	441.00
ART11904	RAIL LOCK SILVER PLATED (6)	7.00	ART23008	DASH 9 CN	441.00
ART11905	STATIONARY ROLLERS (4 PACK)	60.00	ART23012	DASH 9 - BNSF HERITAGE 1	462.00
ART11906	TRACK GAUGE w/ LEVEL	11.00	ART23601	E-8 PRR	420.00
ART11911	RAIL TO TIE SCREWS (50)	4.50	ART23603	E-8 UNION PACIFIC	420.00
ART11920	RAIL BENDER	140.00	ART23604	E-8 ACL	420.00
ART11930	RAIL CLAMP BRASS (10PCS)	11.00	ART23605	E-8 B & O	420.00
ART11940	RAIL CLAMP (10) SILVER PLTD.	14.00	ART23608	E-8 SOUTHERN RAILWAY	420.00
ART11950	WIRE W/LUG FOR JOINERS (10)	9.00	ART28009RC	0-4-0 FRT STARTER SET R/C SF	294.00
ART12091	EXT TRACK SET W/1 MAN SWITCH	63.00	ART28033RC	SET 0-4-0T TEDDY BEAR	280.00
ART12093	EXT TRACK SET W/PR REM.SWTSCHS	137.00	ART28034RC	0-4-0 FRT STARTER SET HERSHEY	315.00
ART12100	ALUMINUM ST. TRACK 12 (48PC)	83.33	ART28105RC	0-4-0 PSGR. ST. SET R/C ATSF	341.00
ART12110	ALUMINUM CURVE TRACK 4'(48PCS)	136.80	ART28125RC	0-4-0 STARTER SET PSGR RC XMAS	341.00
ART12202	ROADBED - 5' CURVED	46.00	ART28301RC	LIL'CRITTER SET R/C PRR	294.00
ART12203	ROADBED - 8' CURVED	46.00	ART28302RC	LIL'CRITTER SET R/C ATSF	294.00
ART12204	ROADBED - 10' CURVED	46.00	ART28303RC	LIL'CRITTER SET R/C UP	294.00
ART12301B	GRID SHELF 15 X 24 BLACK	9.50	ART29006	BNSF COAL TRAIN PRIME MOVER	886.00
ART12302B	GRID 1/4 ROUND CURVE BLACK	8.00	ART29099	MODERN FREIGHT TRUCKS W/PL WHL	18.00
ART12303B	GRID INSIDE CORNER BLACK	12.00	ART29102	TRUCK-CABOOSE METAL WHEELS	41.00
ART12303W	GRID INSIDE CORNER WHITE	10.00	ART29103A	STD.HVY.WHT 3 AXLE W/1 WHL SET	34.00
ART12304	WALL BRACKET 15 BLACK	7.00	ART29104	PLASTIC WHEELS (2WHEEL SETS)	7.35
ART12305	GRID S HOOK FOR DOOR AREA	0.75	ART29105	ROGERS LOCO METAL SML.WHL.SET	13.00
ART12306	GRID SUSPENSION HOOK 10	1.50	ART29106A	ROGERS FRONT DRIVE WHEELS	17.00
ART12307	GRID SUSPENSION HOOK 20	2.00	ART29107	TRUCK-PSGR(WOOD)METAL WHEELS	41.00
ART12310	SUSPENSION BAR 16 BLACK	7.00	ART29108	TRUCK-LONG TENDER (PAIR)	41.00
ART12312	GRID BRACKET FOR TOWER 15	7.00	ART29109	TRUCK-HWT.PSGR.(PAIR)	41.00
ART12316	CEILING GRID CLIP	2.00	ART29110	TRUCK-HWT.PSGR.6 METAL WHEELS	53.00
ART20031	USA STR. TRACK 1/2 S.S.	32.00	ART29111B	METAL WHEELS - BLACK 4 AXLES	23.00
ART20035	STAINLESS STEEL RAIL 8' 12 PC	213.00	ART29111D	MTL WHLS - BLK 4 AXLE W/O HUB	23.00
ART20037	SS 8FT FLEX RAIL (24PCS)	420.00	ART29111S	METAL WHEELS SILVER 4 -AXLE	23.00
ART20060	SS STR. TRACK 2'	124.00	ART29112	SPRINGS-FREIGHT TRUCK	5.00
ART20090	SS STR. TRACK 3'	186.00	ART29113	SPRINGS-PASSENGER TRUCK	5.00
ART20100	SS CURVE TRACK 4' (62.00	ART29114	SPRINGS-DIESEL TRUCK	5.00
ART20110	SS CURVE TRACK 5'	80.00	ART29116P	DIESEL BUSHING (PREVIOUS)	7.35
ART20112	SS CURVE TRACK 6.5'	104.00	ART29119S	SPRINGS STREAMLINE SILVER	6.00
ART20115	SS CURVE TRACK 8'	122.00	ART29120	TRUCK-DELTON TO ARISTO (PR)	6.00
ART20120	SS CURVE TRACK 10'	152.00	ART29123B	BALL BEARING WHEELS 2 AXLES BL	44.00
ART20121	SS CURVE TRACK 11.5'	173.00	ART29130	METAL WHEEL REPLACEMENT	12.00
ART20122	SS CURVE 12.5' DIAM	190.00	ART29131	METAL DIESEL WHEEL W/TIRE	13.00
ART20123	SS CURVE 14' DIAM	213.00	ART29132	INNER GEAR BOX W/O WHEELS	28.00
ART20125	SS CURVE TRACK 20' DIAM	310.00	ART29134	COMMONWEALTH 6 AXLE TRUCK PR	69.00
ART20130	SS CURVE 16.5' DIAM	247.00	ART29198	KNUCKLE COUPLER BULK(100pcs)	348.00
ART20193	SS STR. TRACK 54"	270.00	ART29200	COUPLER-KNUCKLE (1 PAIR)	9.00
ART20199	SS RAIL JOINERS	5.25	ART29201	COUPLER RS-3/LIL' CRITTER	12.00
ART20330	SS #6 SWITCH RIGHT REMOTE	182.00	ART29202	HOOK & LOOP COUPLER SET	4.00
ART20335	SS #6 PARALLEL ADAPTOR	26.00	ART29301	SMOKE STACK(OPG)STV/PSG.CAB.	20.00
ART20340	SS #6 SWITCH REMOTE LEFT	182.00	ART29302	SMOKE STACK(OPG)ROGERS LOCO	17.00
ART20350	S.S. RE-RAILER	24.00	ART29304	SMOKE STACK(OPG) PSGR.WOOD	17.00
ART20370	SS SWITCH WIDE MANUAL RIGHT US	74.00	ART29306	SMOKE UNIT-STEAM LOCO 0-4-0	20.00
ART20380	SS SWITCH WIDE MANUAL LEFT USA	74.00	ART29307	SMOKE UNIT-STEAM LOCO PACIFIC	20.00
ART20400	SS CROSSING 19.5	40.00	ART29309	SMOKE UNIT-LOCO RS-3	20.00
ART20405	SS CROSSING 30 DEGREE	40.00	ART29311	SMOKE UNIT SD-45	41.00
ART20410	SS CROSSING 90 DEGREE	40.00	ART29313	SMOKE UNIT PARTS	6.00
ART21001C	ROGERS PRR W/CABOOSE	236.00	ART29351	POWER TRK GE U25-B/FA/FB/RS	53.00
ART21002C	ROGERS DRGW W/CABOOSE	236.00	ART29352	UNIVERSAL FOR PACIFIC 6 PACK	17.00
ART21003C	ROGERS B&O W/CABOOSE	236.00	ART29356	MOTOR BLOCK - C.CAB W/A-FRAME	64.00
ART21004C	ROGERS ATSF W/CABOOSE	236.00	ART29357	C-16 GEAR BOX W/WHEELS	84.00
ART2102C	ROGERS GN W.CABOOSE	236.00	ART29360	MOTOR FOR 0-4-0	16.00
ART21306	DO NOT USE . SEE ART21306RC	194.00	ART29362	GEAR BOX - MIKADO W/WHLS	116.00
ART21306C	SWITCHER UP W/CABOOSE	203.00	ART29363	PACIFIC GEAR BOX W/WHLS	116.00
ART21309	DO NOT USE. SEE ART21309RC	184.00	ART29400	GEAR BOX & MOTOR 2-4-2 ROGERS	29.00
ART21309C	SWITCHER ATSF W/CAB	203.00	ART29404	RUBBER TIRES 2-4-2 ROGERS	6.00
ART21311C	SWITCHER B&O W/CABOOSE	203.00	ART29405	RUBBER TIRES - DIESEL	4.53
ART21327	SWITCHER D&RGW	193.00	ART29406	BRUSH,SPRING&BUSHING(8)DIESEL	7.00
ART21402B	PACIFIC B&O BLUE	600.00	ART29411	BALL BEARING SET (10)	27.00
ART21405	PACIFIC SR/SO.RAILWAY	600.00	ART29500	MARKER LIGHT LONG/BAY-CAB	5.00
ART21411	PACIFIC ATSF/SANTA FE	600.00	ART29501	MARKER LIGHTS 2-4-2 ROGERS	5.00
ART21451	PACIFIC VALLEY FLYER S. STRMLN	683.00	ART29502	BULB/LONG CAB./SIERRA(10PC)	12.00
			ART29507	BULB/HVYWT/STRMLINE(2PC)	5.00

ART29508	RS-3 MARKER LIGHTS (PR)	7.50	ART41112	COV.GONDOLA DENVER RIO GRANDE	68.00
ART29512	DITCH LIGHTS (2)	12.00	ART41205	COV.HOPPER ATSF/SANTA FE	71.00
ART29515	WEIGHTS FOR THE SD-45	0.00	ART41208	COV.HOPPER UNION PACIFIC	71.00
ART29603	ARISTO-LUBE OIL 1.125 OZ.	4.00	ART41210	COV.HOPPER FARM.CO-OP (PINK)	71.00
ART29605	10 AMP FUSE FOR TRAIN ENG.	4.00	ART41211	COV.HOPPER RIO GRANDE	71.00
ART29607	MU CABLE	6.00	ART41215	COV.HOPPER PRR/PENNSYLVANIA	71.00
ART29608	WIRES WITH PLUGS FOR SOUND INS	4.00	ART41217	COV.HOPPER RI/ROCK ISLAND	71.00
ART29704	NEW ROOF WALK FOR FRT CAR	7.00	ART41218	COV.HOPPER BURLINGTON NO.	71.00
ART29706	LOWERED FLOOR FOR ROLLING STOK	12.00	ART41303	S.DOME-TANK MOBIL OIL	68.00
ART29708	LONG CABOOSE ROOF WALK/NEW	12.00	ART41304	S.DOME-TANK UNION OIL	68.00
ART29950	TRACK CLEANING PAD	6.00	ART41309	S.DOME-TANK ATSF/SANTA FE	68.00
ART30030	USA STR.TRACK 1' (12PCS)	46.00	ART41322	S.DOME-TANK UNION CARBIDE	68.00
ART30033	TRACK TIES 1' STRAIGHT - USA	1.30	ART41325	S.DOME-TANK CHRISTMAS	68.00
ART30033B	TRACK TIES 1' STRAIGHT - USA	61.00	ART41329	S.DOME-TANK BLATZ	71.00
ART30060	USA STR.TRACK 2 FT (12)	92.00	ART41330	S.DOME-TANK HERSHEY SYRUP	74.00
ART30090	USA 3' STRAIGHT TRACK	138.00	ART41402P	COAL HOPPER-N&W	81.00
ART30100	USA CURVE TRACK 4'(12 CIRCLE)	46.00	ART41403P	COAL HOPPER PRR	81.00
ART30103	TRACK TIES CURVED - USA	1.30	ART41404P	COAL HOPPER - D&RGW	81.00
ART30110	USA CURVE TRACK 5' (12)	64.00	ART41405P	COAL HOPPER SP	81.00
ART30112	USA CURVE 6.5 DIAM	84.00	ART41423P	COAL HOPPER - READING	81.00
ART30120	USA CURVE TRACK 10' DIAM (12)	127.00	ART41425P	COAL HOPPER - D&H	81.00
ART30121	USA CURVE 11.5'	148.00	ART41601	3 DOME-TANK PRR 100TH ANNIV.	71.00
ART30124	USA CURVE TRACK 15' DIAM.	192.00	ART41608	3 DOME-TANK MOBIL	68.00
ART30125	USA CURVE 20' DIAM	257.00	ART41609	3 DOME-TANK UNION-76	68.00
ART30130	USA CURVE 16.5' DIAM	213.00	ART41611	3 DOME-TANK MARVEL OIL	68.00
ART30193	USA 54" STRAIGHT TRACK	208.00	ART41612	3 DOME-TANK SHELL OIL	68.00
ART30194	60 STRAIGHT TRACK (6)	128.00	ART41617	3 DOME-TANK PITTS.PLATE GLASS	68.00
ART30300	USA SWITCH MANUAL RIGHT	30.00	ART41618	3 DOME-TANK CSX	68.00
ART30310	USA SWITCH REMOTE RIGHT	46.00	ART41620	3 DOME-TANK USA/US ARMY	68.00
ART30335	#6 PARALLEL ADAPTOR	21.00	ART42101	CABOOSE LONG GREAT NOTHERN	110.00
ART30350	USA SWITCH MANUAL LEFT	30.00	ART42102	CABOOSE LONG CB&Q/BURLINGTON	110.00
ART30370	SWITCH WIDE MANUAL RIGHT	62.00	ART42103	CABOOSE LONG RIO GRANDE	110.00
ART30375	SIDING FOR 10' DIAM. SWITCH	8.50	ART42104	CABOOSE LONG PRR/PENNSYLVANIA	110.00
ART30380	SWITCH WIDE MANUAL LEFT	62.00	ART42106	CABOOSE LONG SANTA FE	110.00
ART30400	CROSSING 19.5	37.00	ART42107	CABOOSE LONG SP/SO. PACIFIC	110.00
ART30410	CROSSING 90 DEGREE	35.00	ART42108	CABOOSE LONG SR/SO. RAILWAY	110.00
ART30500	EXTENDER TRACK SET #1 ISA	53.00	ART42109	CABOOSE LONG B&O/BALTI. & OHIO	110.00
ART30560	EXTENDER TRACK SET #3 USA	0.00	ART42113	CABOOSE LONG UP/UNION PACIFIC	110.00
ART31001-3	SIERRA SET - PRR	331.00	ART42114	CABOOSE LONG NYC/NY CENTRAL	110.00
ART31002	SIERRA COACH B&O BALT&OHIO	110.00	ART42115	CABOOSE LONG CANADIAN PACIFIC	110.00
ART31002-3	SIERRA SET - B&O	331.00	ART42120	CABOOSE LONG RI/ROCK ISLAND	110.00
ART31004	SIERRA COACH DRGW/YELLOW	110.00	ART42123	CABOOSE LONG RDG/READING	110.00
ART31004-3	SIERRA SET - D&RGW	331.00	ART42125	CABOOSE LONG CHRISTMAS	110.00
ART31005	SIERRA COACH ATSF/SANTA FE	110.00	ART42126	CABOOSE LONG WM/WESTERN MD	110.00
ART31005-3	SIERRA SET - ATSF	331.00	ART42129	CABOOSE LONG CSX	110.00
ART31025-3	SIERRA SET - CHRISTMAS	331.00	ART42131	CABOOSE LONG ACL	110.00
ART31301	STD.HVY.WHT.COACH PRR/PENN.	242.00	ART42133	CABOOSE LONG B & M	105.00
ART31307	STD.HVY.WHT.COACH NYC/NY CEN	242.00	ART42134	CABOOSE LONG CONRAIL	100.00
ART31310	STD.HVY.WHT.COACH SO.PAC.DAY	242.00	ART42136	CABOOSE LONG N&W	110.00
ART31311	STD.HVY.WHT.COACH ATSF	242.00	ART42137	CABOOSE LONG - ERIE	110.00
ART31317	STD.HVY.WHT.COACH - C&NW	242.00	ART42138C	CABOOSE LONG SOO LINE	60.00
ART31651	STD.HVY.WHT.BAGGAGE PRR	242.00	ART42177	CABOOSE LONG ERIE LACKAWANA	110.00
ART31652	STD.HVY.WHT.BAGGAGE B&O	242.00	ART42178	CABOOSE LONG SEABOARD SYSTEM	110.00
ART31655	STD.HVY.WHT.BAGGAGE SO.RWY	242.00	ART42201	BOBBER CABOOSE PRR/PENNA	36.00
ART31657	STD.HVY.WHT.BAGGAGE NYC	242.00	ART42208	BOBBER CABOOSE UP/UNION PAC	36.00
ART31658	STD.HVY.WHT.BAGGAGE UP	242.00	ART42209	BOBBER CABOOSE B&O/BALTI. & OH	36.00
ART31659	STD.HVY.WHT.BAGGAGE D&RGW	242.00	ART42210	BOBBER CABOOSE DRGW/RIO GRAND	36.00
ART31660	STD.HVY.WHT.BAGGAGE SP DAYLT.	230.00	ART42211	BOBBER CABOOSE ATSF/SANTA FE	36.00
ART31661	STD.HVY.WHT.BAGGAGE ATSF	242.00	ART42225	BOBBER CABOOSE CHRISTMAS	36.00
ART31711	STD.HVY.WHT.COMBINE ATSF	210.00	ART42231	BOBBER CABOOSE HERSHEY	39.00
ART31732	STD.HVY.WHT.COMBINE NAPA	210.00	ART46001	BOX CAR(STEEL)RUT/RUTLAND	71.00
ART31801	STD.HVY.WHT.PULLMAN PRR	242.00	ART46003	BOX CAR(STEEL)ATSF/SANTA FE	71.00
ART31805	STD.HVY.WHT.PULLMAN SO.CRESC.	242.00	ART46004	BOX CAR(STEEL)PRR/PENNA.	71.00
ART31809	STD.HVY.WHT.PULLMAN RIO GRNDE	242.00	ART46008	BOX CAR(STEEL)B&O/SENTINEL	71.00
ART31810	STD.HVY.WHT.PULLMAN SP	242.00	ART46010	BOX CAR(STEEL)UP/UNION PAC.	71.00
ART31811	STD.HVY.WHT.PULLMAN ATSF	242.00	ART46014	BOX CAR(STEEL)NEW YORK CENTRL	71.00
ART31817	STD.HVY.WHT.PULLMAN C&NW	242.00	ART46015	BOX CAR(STEEL)MILW/MILWAUKEE	71.00
ART31901	STD.HVY.WHT.SET - PRR	966.00	ART46018	BOX CAR(STEEL)EL/ERIE-LACK.	71.00
ART31908	STD.HVY.WHT.SET - UP	966.00	ART46020	BOX CAR(STEEL)B&M/BOSTON&MAIN	71.00
ART31909	STD.HVY.WHT.SET D&RGW	966.00	ART46029	BOX CAR(STEEL)NYS&W/ SUSIE-Q	71.00
ART31911	STD.HVY.WHT.SET ATSF	966.00	ART46045	BOX CAR(STEEL)BESS.& LAKE ERIE	71.00
ART40003	GONDOLA 20' - U.P.	36.00	ART46057	BOX CAR (STEEL)CANADIAN NATION	71.00
ART40012	GONDOLA 20' - HERSHEY SYRUP	36.00	ART46059	BOX CAR (STEEL)SP BOX CAR RED	71.00
ART40025	GONDOLA 20' - CHRISTMAS	36.00	ART46060	BOX CAR (STEEL)C&NW	71.00
ART40102	20' TANK CAR - ATSF	36.00	ART46062	BOX CAR (STEEL)D&RGW BROWN	71.00
ART40103	20' TANK CAR - UP	36.00	ART46065	BOX CAR (STEEL)HERSHEY	77.00
ART40105	20' TANK CAR - B&O	36.00	ART46066	BOX CAR (STEEL)ERIE	71.00
ART40111	20' TANK CAR - D&RGW	36.00	ART46068	BOX CAR (STEEL)C & O	71.00
ART40112	20' TANK CAR - HERSHEY	39.00	ART46069	BOX CAR (STEEL)SOO LINE	71.00
ART40113	20' TANK CAR - HONEY BEE	36.00	ART46072	BOX CAR (STEEL)CNJ	71.00
ART40201	20' FLAT CAR - PRR	36.00	ART46073	BOX CAR (STEEL)W.MARYLAND	71.00
ART40202	20' FLAT CAR - ATSF	36.00	ART46074	BOX CAR (STEEL) NP	71.00
ART40203	20' FLAT CAR - UP	36.00	ART46075	BOX CAR (STEEL)J&N	71.00
ART40205	20' FLAT CAR - B&O	36.00	ART46102	STOCK CAR CNW/CHICAGO	71.00
ART40211	20' FLAT CAR - D&RGW	36.00	ART46103	STOCK CAR UP/UNION PACIFIC	71.00
ART40301	20' BOX CAR - PRR	36.00	ART46111	STOCK CAR M-K-T/KATY	71.00
ART40302	20' BOX CAR - ATSF	36.00	ART46112	STOCK CAR IC/ILLINOIS CENTRAL	71.00
ART40305	20' BOX CAR - B&O	36.00	ART46113	STOCK CAR SP/SOUTHERN PACIFIC	71.00
ART40312	20 BOX - HERSHEY-BUBBLE YUM	39.00	ART46115	STOCK CAR WP/WESTERN PACIFIC	71.00
ART40325	20' BOX CAR - CHRISTMAS	36.00	ART46116	STOCK CAR DL&W/LACKAWANNA	71.00
ART41021	GONDOLA HERSHEY KISSES	68.00	ART46118	STOCK CAR NYC/NY CENTRAL	71.00
ART41025	GONDOLA CHRISTMAS	63.00	ART46119	STOCK CAR TP/TEXAS & PACIFIC	71.00
ART41102	COV.GONDOLA NEW YORK CENTRAL	68.00	ART46202	REEFER SCHLITZ BEER	71.00
ART41103	COV.GONDOLA PITT/LAKE ERIE	68.00	ART46206	REEFER BLATZ BEER	71.00

ART46207	REEFER PLUTO WATER	71.00	ART60055	ICE SKATER-MALE RACER	9.50
ART46213	REEFER BALLANTINE BEER	71.00	ART60056	HOBBO CATCHING GOOSE	7.50
ART46215	REEFER A&P FOODS	71.00	ART60057	HOBBO FAT QUEEN OF THE ROAD	9.00
ART46216	REEFER CANADIAN PACIFIC SILVER	71.00	ART60058	HOBBO W/POLE RECLINING	9.50
ART46218	REEFER ROBIN HOOD BEER	71.00	ART60059	U.S. AIRFORCE OFFICER W/BAG	9.50
ART46220	REEFER REA/RAILWAY EXPRESS	71.00	ART60060	MALE SPORTSMAN W/GOLF CLUBS	9.50
ART46222	REEFER NYC/20TH CENTURY BEER	71.00	ART60061	MALE SPORTSMAN W/TENNIS	7.50
ART46227	REEFER SWIFT MEAT (RED)	71.00	ART60062	FEMALE W/TENNIS DRESS	7.50
ART46228	REEFER SANTA FE MAP	71.00	ART60063	FEMALE W/BABY	9.50
ART46231	REEFER - HERSHEY YORK PATTIES	77.00	ART60064	SEATED MALE READING	7.50
ART46233	REEFER - HERSHEY MILK DUDS	77.00	ART60065	SEATED MALE ASLEEP	7.50
ART46246S	REEFER I.C.(ONLINE STORE ONLY)	45.00	ART60066	SEATED FEMALE SEWING	7.50
ART46277	REEFER CANADIAN NATIONAL	71.00	ART60067	SEATED FEMALE W/BABY	9.50
ART46305T	FLAT CAR-STAKE PRR (2)	89.00	ART60068	TRACK WORKER W/PICK	9.50
ART46308T	FLAT CAR-STAKE B&O (2)	89.00	ART60069	TRACK WORKER W/SLEDGE HAMMER	9.50
ART46311T	FLAT CAR-STAKE NYC (2)	89.00	ART60070	WORKER W/WHEEL BARREL	9.50
ART46403T	BULK.FLAT SP (2)	92.00	ART60071	PHOTOGRAPHER W/CAMERA	9.50
ART46409T	BULK.FLAT CHSY (2)	92.00	ART60073	COWBOY W/SADDLE	9.50
ART46701	SNOW PLOW - D&RGW	134.00	ART60075	MAN FISHING	9.50
ART46706	SNOW PLOW - PRR	134.00	ART60076	WORKMAN W/ JACK HAMMER	9.50
ART46708	SNOW PLOW - ATSF	134.00	ART60077	WORKMAN FOR COMPRESSOR	9.50
ART46709	SNOW PLOW - CN	134.00	ART60077B	COMPRESSOR	9.50
ART46710	SNOW PLOW - UP	134.00	ART60078	MAN SHOVELING	7.50
ART46800	ROAD RAILER UNDEC.	105.00	ART60079	MAN SWEEPING	7.50
ART46801	ROAD RAILER TRIPLE CROWN	105.00	ART60080	WOMAN WORKER W/WRENCH	7.50
ART46802	ROAD RAILER CN	105.00	ART60081	WOMAN WORKER W/SHOVEL	7.50
ART46802-3	ROADRAILER-CN-SET	296.00	ART60082	FIGURE - SEATED - SELMA	7.50
ART46803	ROAD RAILER CLIPPER	105.00	ART60083	FIGURE - SEATED - STUDENT	7.50
ART46803-3	ROADRAILER-CLIPPER SET	296.00	ART60084	FIGURE - SEATED EATING	7.50
ART46804	ROAD RAILER BNSF	105.00	ART60085	FIGURE - SEATED - YOUNG WOMAN	7.50
ART46804-3	ROADRAILER-BNSF-SET	296.00	ART60086	FIGURE - SEATED CHILD W/RR	7.50
ART46805	ROAD RAILER ATSF	105.00	ART60087	FIGURE - SEATED - MAN IN SUIT	7.50
ART46805-3	ROADRAILER-ATSF-SET	296.00	ART60088	FIGURE - SEATED W/BINOCULARS	7.50
ART46806	ROAD RAILER SWIFT TRUCKING	105.00	ART60089	FIGURE - SEATED - LINDA	7.50
ART46806-3	ROADRAILER-SWIFT-3	296.00	ART60090	FIGURE - SEATED - SHIRLEY	7.50
ART46890	COUPLER-MATE FOR ROADRLR	21.00	ART60091	FIGURE - SEATED - TERRY	7.50
ART50001P	53' EVANS BOX CAR PURINA	76.00	ART60092	FIGURE-SEATED-MARYANN W/HAT	7.50
ART50003P	53' EVANS BOX CARS CSX	76.00	ART60093	FIGURES- SEATED - MOTHER & CHIL	9.50
ART50005P	53' EVANS BOX CAR B & M	76.00	ART60094	FIGURE - SEATED - KATHRYN	7.50
ART50009P	53' EVANS BOX CAR CONRAIL	76.00	ART60102	8 PINE TREE	6.50
ART50013P	53' EVANS BOX CAR - FEC	76.00	ART60103	12 PINE TREE	7.50
ART50014P	53' EVANS BOX CAR - WP	76.00	ART60197	TURNTABLE FOR FIGURES	42.00
ART50015P	53' EVANS BOX CAR - RAILBOX	76.00	ART60300	TEDDY BEAR 2 JOINTED	6.50
ART50016P	53' EVANS BOX CAR PAN AM	76.00	ART60301	TEDDY BEAR JOINTED 8"	6.50
ART50094P	53' EVANS BOX CAR BOISE CAS.	76.00	ART60302	TEDDY BEAR ENGINEER 2	6.50
ART50095P	53' EVANS BOX CAR WILAMETTE	76.00	ART60303	TEDDY BEAR CONDUCTOR 2	6.50
ART50096P	53' EVANS BOX CAR MTL	76.00	ART60405	SCRAP LOAD FOR GONDOLA	18.00
ART60001	SEATED TRAIN ENGINEER	7.50	ART60407	COAL LOAD 100 TON HOPPER	23.00
ART60002	TRAIN CONDUCTOR	7.50	ART62009	SPORTING PEOPLE SET	34.00
ART60003	TRAIN BRAKEMAN	7.50	ART62010	PUBLIC SAFETY UNIFORMED SET	34.00
ART60004	MAN IN SUIT	7.50	ART62011	CONSTRUCTION WORKERS SET	34.00
ART60005	WOMAN WITH HAT	7.50	ART62012	CONSTRUCTION WORKERS #2	34.00
ART60006	MAN WITH SATCHEL	7.50	ART64001	HOUSE ACCESS. SET	19.00
ART60007	MAN IN SHIRT	7.50	ART64002	PASSENGER STATION ACCESS.	23.00
ART60008	PORTER IN WHITE JACKET	7.50	ART64003	FRT. STATION ACCESSORIES	19.00
ART60009	DINING CAR WAITER	7.50	ART64004	INDUSTRIAL ACCESSORY SET	42.00
ART60010	SOLDIER W/DUFFLE BAG	9.50	ART66002	FLOCKED BABY ELEPHANT	2.98
ART60011	WOMAN CONDUCTOR	7.50	ART66006	FLOCKED BEAR	2.98
ART60012	SEATED PASSENGER MALE W/STICK	9.50	ART66007	FLOCKED LIONESS	2.98
ART60013	SEATED PASSENGER FEMALE	7.50	ART66008	FLOCKED GORILLA	2.98
ART60014	SEATED PASSENGER CHILD/MALE	7.50	ART66009	FLOCKED WHITE TIGER	2.98
ART60015	STATION MASTER	7.50	ART66010	FLOCKED TIGER	2.98
ART60016	TRAIN FIREMAN	7.50	ART66011	FLOCKED LION	2.98
ART60017	SHEPHERD W/CAPE AND DOG	7.50	ART66012	FLOCKED ELEPHANT	3.98
ART60018	CONDUCTOR WITH LANTERN	7.50	ART66013	FLOCKED ZEBRA	2.98
ART60019	SEATED MAN W/CIGAR	7.50	ART66014	FLOCKED GIRAFFE	2.98
ART60020	SEATED CHILD/GIRL	7.50	ART70002	BUMPER STICKER - ARISTO-CRAFT	2.00
ART60025	SEATED SANTA ENGINEER	7.50	ART70007	VIDEO - MAGIC OF VISTA PINES	27.00
ART60026	STANDING SANTA	7.50	ART70009	ARISTO BLINKING PIN	3.50
ART60027	HOBBO W/POLE AND BAG	9.50	ART70010	MOUSE PAD - ARISTO	3.00
ART60028	HOBBO SEATED ON TREE STUMP	9.50	ART7101	COVERED BRIDGE	53.00
ART60029	HOBBO - FAT KING OF THE ROAD	9.50	ART7104	OVER & UNDER TRESTLE SET	36.00
ART60030	USA FIREMAN	7.50	ART7106	12 PC.TRESTLE SET 8 1/2	28.00
ART60031	POLICEMAN	7.50	ART7107	VICTORIAN BARN	127.00
ART60032	STATE TROOPER	7.50	ART7114	TRANSMISSION TOWERS (PAIR)	37.00
ART60034	TEXAS RANGER	7.50	ART7203A	FARM HOUSE / WHITE w.GRN TRIM	82.00
ART60035	FARMER IN COVERALLS	7.50	ART7203B	FARMHOUSE / TAN w.WHITE TRIM	82.00
ART60036	LUMBERJACK	7.50	ART7203C	FARM HOUSE - BLUE W/WHITE	82.00
ART60037	WEST POINT CADET-MALE	7.50	ART7203D	FARMHOUSE - YELLOW W/WHITE	82.00
ART60039	US ARMY MARINE - MALE	7.50	ART7204	SIGNAL TOWER BUILT UP	174.00
ART60040	US ARMY SOLDIER-FEMALE	7.50	ART7209	CEMETARY SET #2	29.00
ART60041	US NAVY SAILOR-MALE	7.50	ART7212	SAND TOWER	149.00
ART60042	WOMAN WITH BABY	7.50	ART7214	GINGERBREAD HOUSE B.U.TAN	142.00
ART60043	BRIDE	7.50	ART7401	FOAM PORTAL	18.00
ART60044	GROOM	7.50	ART7402	DOUBLE PORTAL	36.00
ART60045	CLOWN #1	7.50	ART7403	WINGS FOR FOAM PORTALS	69.00
ART60046	CLOWN #2	7.50	ART7404	FOAM VIADUCT	59.00
ART60047	CLOWN #3	9.50	ART7405	FOAM VIADUCT PIERS (2)	36.00
ART60048	CLOWN #4	9.50	ART80199	C-16 GEAR BOX/WHEELS	80.00
ART60049	CLOWN #5	9.50	ART81001	CLASSIC GONDOLA DRGW/RIO GRND	42.00
ART60050	ICE SKATER-MALE	9.50	ART81401	CLASSIC COAL HOPPER RIO GRAND	53.00
ART60051	ICE SKATER-FEMALE	9.50	ART81402	CLASSIC COAL HOPPER COLO. & SO	53.00
ART60052	ICE SKATER MAN W/SCARF	9.50	ART82102	CLASSIC LNG.CABOOSE CO.& SO	100.00
ART60054	ICE SKATER-FEMALE W/SCARF	9.50	ART82114	CLASSIC LONG CABOOSE D&RGW RED	100.00

ART84001	BRASS RAIL CAR	288.00
ART84003	BRASS RAIL BUS	335.00
ART84198	CD VIDEO OF LIVE STEAM	5.00
ART84199	STEAM OIL 1 QT.	11.00
ART86001	CLASSIC BOXCAR(WOOD)RIO GRNDE	53.00
ART86002	CLASSIC BOXCAR(WOOD)CO.& SO	53.00
ART86201	CLASSIC REEFER(WOOD)RIO GRNDE	58.00
ART86401	CLASSIC FLTCARw/REEL RIO GRND	53.00
ART86402	CLASSIC FLTCARw/REEL CO.& SO	53.00
ART86500	LOG CAR	74.00
ART89101	FREIGHT TRUCK(PR.)W/O COUPLER	23.00
ART89102	TOOL SET W/6 PIECES	9.50
ART89103	CABOOSE TRUCK W/METAL WHEELS	41.00
ART9000	PARTS BOOK-EXPLODED VIEW	6.00
ART92002	2002/3 CATALOG	6.00
ART92005	2005 COLOR CATALOG	6.00
ART92006	2006-7 CATALOG	7.00
ART92007	2007 COLOR CATALOG	7.00
CRE0001	GRAIN OF WHEAT 12V CLEAR	42.00
CRE0004	GRAIN OF WHEAT 12 V AMBER	42.00
CRE0005	GRAIN OF WHEAT 4 ASST COLORS	42.00
CRE00072	MICRO SWITCH	1.30
CRE00073	MICRO SWITCH W/LEVER 10PCS	11.00
CRE0010	GRAIN OF RICE BULBS CLEAR (40	42.00
CRE0011	GRAIN OF RICE 10EA. CRGA (40)	42.00
CRE29433	8.4V NIMH BATTERY 200MA	8.00
CRE29601	CREST- SMOKE FLUID 4 OZ.	4.00
CRE29602	CONDUCTIVE GREASE 2 OZ.	6.50
CRE29603	CREST - LUBE - OIL 1.125 OZ.	4.25
CRE29606	CONDUCTIVE GREASE 4 OZ.	12.00
CRE55001	TRAIN ENGINEER RECEIVER	53.00
CRE55002	H.O. TRAIN ENG RX 6 PACK	210.00
CRE55004	RECEIVER 2 PACK	95.00
CRE55400	POWER PACK 1.8 AMP W/CHIP	58.00
CRE55401	CONTROLLER	69.00
CRE55402	POWER PACK FOR 220 V	76.00
CRE55452	TRACK TO PACK CONNECTOR HEAVY	6.00
CRE55460	ULTIMA 10 AMP POWER SUPPLY	122.00
CRE55465	ELITE DUAL VOLATAGE POWER SUPP	179.00
CRE55468	EVEREST POWER SUPPLY 15A 24V	210.00
CRE55473	DC TRAIN ENGINEER TX	96.00
CRE55474	DC/RC WIRELESS ACCESS SWITCH	64.00
CRE55475	DC/RC 5 SWITCH RX	69.00
CRE55491	ON BOARD TRAIN ENG. 75	151.00
CRE55493	GEL CELL BATTERY 6V 3.2 AMP x3	46.00
CRE55494	CHARGER FOR GEL CELLS	81.00
CRE55495	ADD ON ACCESS. BOARD FOR 5491	53.00
CRE55498	ON-BOARD COOLING FAN	18.00
CRE55499	FAN FOR 55471 ABOVE 5 AMPS	18.00
CRE55601	AUTO CUTOFF FOR GELL BATTERY	14.00
CRE55602	WIRE HARNESS FOR BATTERY SET	9.00
CRE55610	LI-ON BATTERY 2AMP 21.5V	76.00
CRE55611	Y PLUG FOR BATTERY PARALLEL	5.50
CRE55620	CHARGER FOR LI-ON BATTERIES	27.00
CRE55621	ADAPTOR PLUG FOR LI-ON BAT CHG	2.50
CRE55622	PLUG ADAPTOR FOR 55620 for Eur	2.00
CRE56802	ON BOARD VIDEO CAMERA	105.00
CRERE140	CERMAG MOTOR	3.00
CRERE260	CERMAG MOTOR	3.50
CRERE280	CERMAG MOTOR	3.50
CRERS540	CERMAG MOTOR	16.00
CRERS550	CERMAG MOTOR	20.00
P21300-32	REAR DRIVE GEAR & WHEEL ASSEMB	5.00
P21300-62	FORWARD DRIVE WHEEL GEARBOX AS	7.50
SJ10206	WIRE CONNECTOR	5.00
SJ10706	6" BALL HEX DRIV ER	3.90
SJ10806	3" POWER BIT FOR	3.00
SJ40029	OVER RAIL CLAMP BRASS(50pcs)	102.50
SJ40059	RAIL CLAMP BRASS (50 pcs)	97.50
SJ40105	RAIL CLAMP BRASS 10 pcs	20.00
SJ40282	POWER CLAMP (2 PCS)	2.90
SJ60105	RAIL CLAMP SS (10PCS)	28.00
SJ60181	EXPANSION CLAMP SS	13.20
SJ60282	POWER SUPPLY SS (2 PCS)	3.80
SJ80312	RAIL CLAMP INSUL.FOR BRASS 2PC	4.00
SJ80562	PLASTIC CLAMP FOR SS(2 PCS)	5.60

NEW ARRIVALS AS OF MAY 1, 2007

ART29199	KNUCKLE COUPLERS (12)	46.00
ART11901	RAIL JOINERS PLASTIC (40	4.50
ART11910	TRACK SCREWS (50)	4.50
ART11902	TAP & DRILL FOR TRACK	8.00
ART11031	LIT BUMPER	9.50
ART11350	RE-RAILER IN-LINE	18.00
ART11300	30 DEGREE CROSSING	37.00
ART32308	*STREAMLINER COACH PRR	276.00
ART22707	EGGLINER LADY BUG	87.00
ART22709	*EGGLINER OVAL OFFICE US-1	87.00
ART20345	*SS #6 WYE SWITCH *	125.00
ART11299	REMOTE SWITCH MACHINE	19.00
ART32908	*STREAMLINER SET PRR	926.00
ART22701	EGGLINER ATSF	87.00
ART22704	EGGLINER SP	87.00
ART22725	EGGLINER CHRISTMAS	87.00
ART30345	*BRASS #6 WYE *	105.00
ART32905	*STREAMLINER ASST ATSF	926.00
ART11091	REVERSING UNIT SOFT START	56.00
ART7107	VICTORIAN BARN	127.00
ART7109	WATCH TOWER W/SMOKE	82.00
ART7202	*CROSSING SHANTY W/2 CROSSBUCKS	41.00
ART30330	BRASS #6 SWITCH RIGHT	146.00
ART30340	BRASS #6 SWITCH LEFT	146.00
ART32305	*STREAMLINER COACH ATSF	276.00
ART11900	TRACK RAIL JOINERS (12)	4.50
ART22705	EGGLINER ATSF	87.00
ART22706	EGGLINER PRR	87.00
ART7104	OVER N UNDER TRESTLE SET	36.00
ART7110	SIGNAL BRIDGE	29.00

NEW ARRIVALS AS OF JUNE 1, 2007

ART32905	STREAMLINED PASS. CAR SETS ATSF	926.00
ART11300	30 DEGREE CROSSING TRACK	37.00
ART20030	SS 12" STRAIGHT TRACK	62.00
ART20345	SS WYE SWITCH	105.00
ART29100	MODERN FRT TRUCK W/MTL WHLS	28.00
ART29101	FRT TRUCKS W/PLA WHLS	20.00
ART29351	FA-1 POWER TRUCK	53.00
ART29401	CARBON BRUSH & SPRING SET	6.00
ART29511	PLUG FOR POWER TO TENDER	7.50
ART29600	TRACK TO PACK CONNECTOR	4.00
ART29607	MU CABLE6	6.00
ART29700	CHAIR KIT	7.35
ART29703	DOUBLE BENCH SET	6.00
ART29106B	ROGERS READ DRIVE WHLS	17.00
ART29355	MOTOR BLK PRIME MOVER 3 AXLE	110.00
ART29115	SLOPE TEN. 4 WEHL TRUCK	41.00
ART31302	STD.HVY.WHT.COACH B&O	242.00
ART31802	STD.HVY.WHT.PULLMAN B&O	242.00
ART31902	STD.HVY.WHT. SET B&O	966.00
ART7200	PASS. DEPOT B.U.	64.00
ART7105	COV. WAITING PLATFORM B.U.	48.00
CRE5470A	TRAIN ENGINEER SYS.	191.00
CRE55471A	TE RECEIVER	127.00
ART55492	ON BOARD RECEIVER SET	247.00

*>=NEW ITEM OR PRICE

Please Note

The In-Stock List lists products listed as on-hand in the computerized inventory database on the date listed with the In-Stock List and is only accurate for that date. The In-Stock List includes all products including but not limited to product for sale, factory samples, show samples, and product held for customers. We can not guarantee all product listed as in-stock is available for sale or distribution.

For periodically updated lists and new item information please visit the Aristo-Craft webpage www.aristocraft.com.